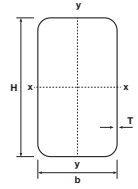


RECTANGULAR HOLLOW SECTIONS

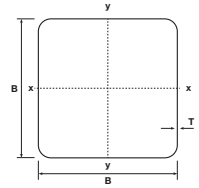


Size	Thickness	Mass
mm	mm	kg/ m
H x b	t	
60 x 40	2.5	3.68
	3	4.35
	3.2	4.62
	4	5.64
80 x 40	3	5.29
	3.2	5.62
	4	6.9
	4.9	8.28
	5	8.42
100 x 50	3	6.71
	3.2	7.13
	3.6	7.96
	4	8.78
	4.9	10.6
	5	10.8
120 x 60	3.6	9.7
	4	10.7
	4.9	12.9
	5	13.1
	5.6	14.6
	6	15.5
120 x 80	3.6	10.8
	4	11.9
	4.9	14.4
	5	14.7
	5.6	16.3
	6	17.4
125 X 75	3.5	10.68
	4.0	11.70
	4.5	13.09
	5.0	15.50
	6.0	17.00
150 x 100	4	15.1
	4.9	18.3
	5	18.6

Size	Thickness	Mass
mm	mm	kg/ m
H x b	t	
	5.6	20.7
	6	22.1
	6.3	23.1
	7.1	25.9
	8	28.9
	10	35.3
160 x 80	5	17.8
	5.6	19.9
	6	21.2
	6.3	22.2
	7.1	24.7
200 x 100	8	27.6
	4.0	18.02
	6	26.8
	8	35.1
	9	38.20
200 x 150	10	43.1
	12	50.8
	6	31.5
	8	41.4
	10	51
250 x 150	12	60.2
	6	36.2
	8	47.7
	10	58.8
300 X 150	12	69.6
	10.0	65.49
	6	45.7
	8	60.30
300 x 200	10	74.50
	12	88.50
	16	115
	8	72.8
	10	90.2
400 x 200	12	107
	16	141

Grades Available:
ASTM A500 Grade A / S355J2H

SQUARE HOLLOW SECTIONS



Size	Thickness	Mass
B x B	T	M
mm	mm	kg/ m

40 x 40	2.5	2.89
	3	3.41
	3.2	3.61
	4	4.39
	4.9	5.2
	5	5.28

50 x 50	2.0	2.94
	2.5	3.68
	3	4.35
	3.2	4.62
	4	5.64
	4.9	6.74
	5	6.85
	6	7.99
6.3	8.31	

60 x 60	3	5.29
	3.2	5.62
	4	6.9
	4.9	8.28
	5	8.42
	6	9.87

75 x 75	2.0	4.51
	2.5	5.57
	2.8	6.19
	3.0	6.61
	4.0	8.60
	5.0	10.49
	6.0	12.34

80 x 80	3.2	7.63
	3.6	8.53
	4	9.41
	4.9	11.4

Size	Thickness	Mass
B x B	T	M
mm	mm	kg/ m

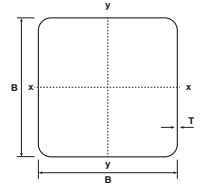
90 x 90	5	11.6
	5.6	12.8
	6	13.6
	6.3	14.2
	7.1	15.8
	8	17.5

90 x 90	3.6	9.66
	4	10.7
	4.9	12.9
	5	13.1
	5.6	14.6
	6	15.5

100 x 100	3.0	8.96
	3.6	10.8
	4	11.9
	4.9	14.4
	5	14.7
	5.6	16.3
	6	17.4
	6.3	18.2
	7.1	20.3
	8	22.6
10	27.4	

120 x 120	4	14.4
	4.9	17.5
	5	17.8
	5.6	19.9
	6	21.2
	8	27.6

SQUARE HOLLOW SECTIONS



Size	Thickness	Mass
B x B	T	M
mm	mm	kg/ m

150 x 150	5	22.6
	6	26.8
	8	35.1
	10	43.1
	12	50.8

200 x 200	5	30.4
	6	36.2
	8	47.7
	10	58.8
	12	69.6

Size	Thickness	Mass
B x B	T	M
mm	mm	kg/ m

250 x 250	6	45.7
	8	60.3
	10	74.5
	12	88.5

300 x 300	8.0	72.07
	10.0	88.34
	12.0	105.61
	16.0	137.54

Grades Available:
ASTM A500 Grade A / S355J2H

